



**2018**

**Year End Review**



*Our mission is to support children and families who have escaped abusive situations. We provide donated furniture and household goods to clients of domestic violence services and other agencies as these families begin new independent, productive lives in safe environments.*



## **Year End Review Executive Summary**

2018 was a busy year for the FreeStore as we helped families begin new lives. The FreeStore served 290 families in 2018, an increase of 61 families (26%) over 2017. Of the 290 families served in 2018, 89 were domestic violence clients. In addition, we served 4 clients who were recent releases from Iowa Correctional Institution for Women. In total, we served 760 persons in 2018, up from 662 in 2017. Of those 760 people, 455 were children.

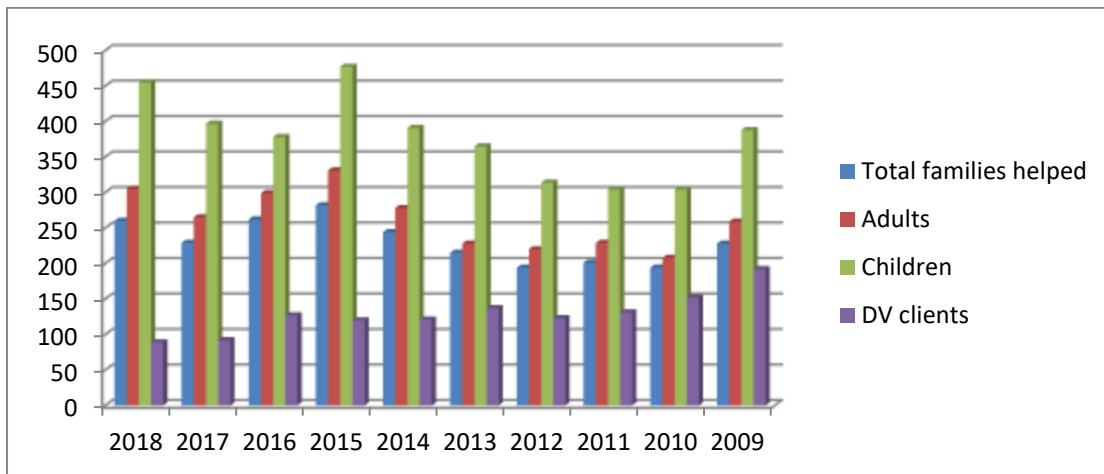
The FreeStore provided about 450,000 pounds of furniture and household goods in 2018, up from 370,000 pounds in 2017 and the value of the 2018 goods we estimate to be worth approximately \$525,000. We served clients in central Iowa with most of them in Polk County.

The FreeStore operates with 0 paid employees and around 100 volunteers. Our 2018 actual expenses were around \$100,000. Major expenses were for warehouse rental, truck maintenance, and purchase of items for clients. All but around \$10,153 of our expense was direct client assistance.

Our income for 2018 was over \$102,000. The majority of our income comes from donations from individuals and grants. About \$12,000, or around 11% of income, comes from a small charge for our services to non-domestic violence agencies for services provided.



## 10 year View of Client Data



Families	Total families helped	Adults	Children	DV clients
2018	290	314	455	89
2017	229	265	397	92
2016	262	299	378	127
2015	282	331	477	120
2014	244	278	391	121
2013	215	228	365	137
2012	194	220	314	123
2011	201	229	304	131
2010	194	208	304	152
2009	228	259	388	192



### Client Data by Family Type

	2014	2015	2016	2017	2018
Families helped	244	282	262	229	290
Adults	278	331	299	265	314
Children	391	477	378	397	455
DV clients*	121	120	127	92	89
ICIW**				6	4
Needy clients	95	133	94	99	146
Youth	27	26	39	31	51
Refugee	0	2	1	0	0
Vet	1	1	1	1	0
Total estimated value of goods	\$419,941	\$602,938	\$529,897	\$451,219	\$525,733
Total estimated weight of goods	196 tons	236 tons	212 tons	186 tons	226 tons

\*The FreeStore served Domestic Violence clients from Assault Care Center Extending Shelter and Support (ACCESS), Children and Families of Iowa – Domestic Violence Services (CFI-DVS), Crises Intervention and Advocacy Center (CIAC), Latinos for a New Dawn (LUNA), Nissa African Family Services and Monsoon United Asian Women in Iowa in 2018.

\*\* Released from Iowa Correctional Institution for Women.



## Family Description - 2018

		<b>Requests</b>	<b>Women</b>	<b>Men</b>	<b>Children</b>
<b>Families with Children</b>	<b>68%</b>	<b>197</b>	<b>181</b>	<b>32</b>	<b>455</b>
<b>Single Parent</b>		181	154	27	411
<b>2 Adult Families</b>		16	27	5	44
<b>Families with no children</b>	<b>32%</b>	<b>93</b>	<b>76</b>	<b>25</b>	
Single		85	61	24	
2 Adult Families		8	15	1	
<b>Totals</b>		<b>290</b>	<b>257</b>	<b>57</b>	<b>455</b>

62% of our clients are single parents with children.



## Client Ethnicity

Ethnicity	2017		2018	
	Clients	%	Clients	%
African American	66	29%	114	39%
Asian	14	6%	3	1%
Caucasian	102	45%	137	47%
Hispanic	21	9%	25	9%
Other/Multi	26	11%	11	4%
	229		290	

## Distribution of Client Requests by Age of Head of Household

Ages	2017		2018	
	Number	%	Number	%
Under 20	22	10%	13	4%
20-29	81	37%	116	40%
30-39	74	28%	98	34%
40-49	23	13%	36	12%
50-59	13	9%	14	5%
>60	15	3%	10	3%
	228*		287*	

\*some clients did not list age



## Family Size in 2018

Family Size	Number	Percentage
1	80	28%
2	69	24%
3	57	20%
4	45	16%
5	19	7%
6	7	2%
7	5	2%
8	0	0%
9	1	0%
10	1	0%
NA	6	
Total	290	

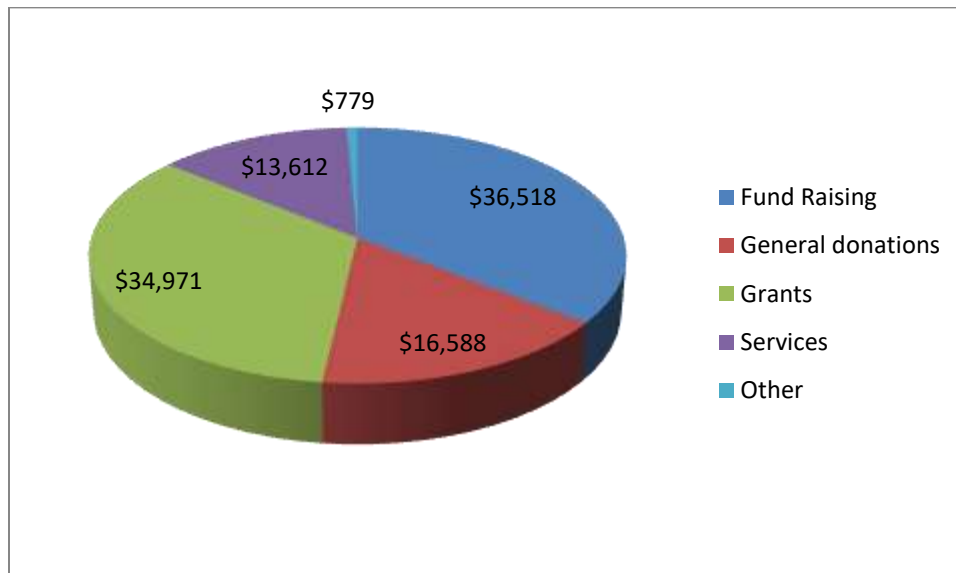
- FreeStore served 290 families in 2018.
- 28% were single person families
- 69% had between 2 and 6 members
- 2% had between 7 and 10 members





## 2018 Cash Revenue

Fund Raising	\$36,518
General donations	\$16,588
Grants	\$34,971
Services	\$13,612
Other	\$779
Total	\$102,470

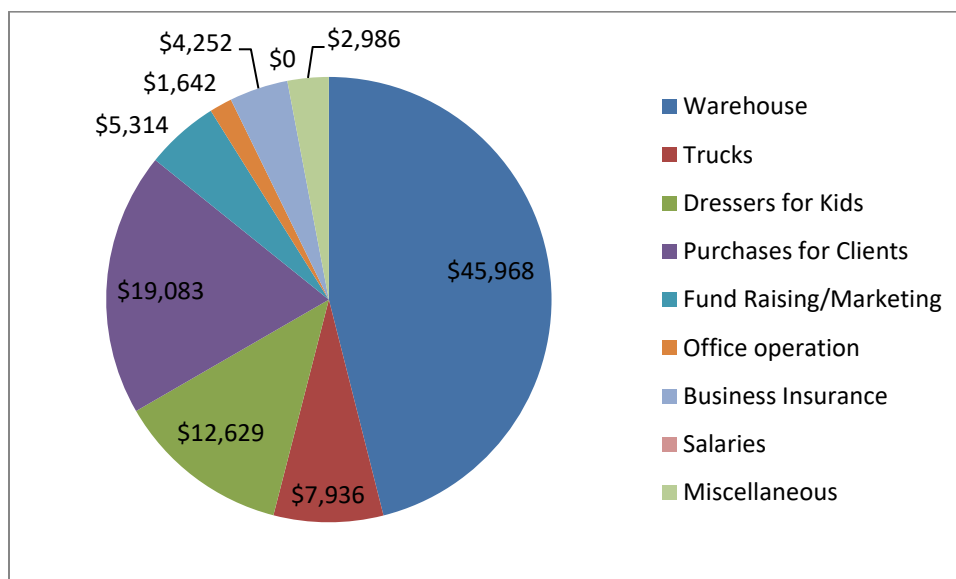


Unaudited results.



## 2018 Expenses

Warehouse	\$45,968
Trucks	\$7,936
Dressers for Kids	\$12,629
Purchases for Clients	\$19,083
Fund Raising/Marketing	\$5,314
Office operation	\$1,642
Business Insurance	\$4,252
Salaries	\$0
Miscellaneous	\$2,986
<b>Total</b>	<b>\$99,919</b>



All but \$10,153 of expense goes directly to client assistance.  
Unaudited results.



## Agency Activity

<b>Agency</b>	<b>2016</b>	<b>2017</b>	<b>2018</b>
Assault Care Ctr Extending Shelter and Support (ACCESS)	19	19	19
ACCESS-Marshalltown	2		
ACCESS-Shelter	1		
Aging Advocates	3		2
Animal Rescue League	9	9	16
ARL-Newton	1		
Broadlawns Path	7	1	
Bond of Unity			3
Children and Families of Iowa (CFI)		6	13
CFI-Domestic Violence Services	95	61	69
CFI-DVS Shelter	1	1	1
Child Development Center		1	
Crisis Intervention & Advocacy Center	7	4	3
Community Support Advocates		1	8
Crossroads of Iowa			2
Department of Veterans Affairs	1		
Des Moines Public School	1		1
Disabled American Veterans		1	
Department of Human Services	8	9	7
DHS/Cen IA Juvenile Detention Cen			1
Des Moines Area Community College			1
Downtown Disciples Church		1	
East Side Family, Inc			1
Ethnic Minorities of Burma Advocacy and Resource Center	1		
Everly Ball	6	6	7
Family Promise	1		
First Family Church Bondurant			1
Golden Circle	4		
GoldenCircle ISP	2		
Grace United Methodist Church			1
Hawthorn Hill	1		
Highland Oak Church		1	
Holy Trinity PATCH	2	1	
HOME, Inc	2	1	2
<b>Agency</b>	<b>2016</b>	<b>2017</b>	<b>2018</b>

Iowa Homeless Youth Center	38	26	52
Immanuel United Methodist Church			1
Joppa, Inc	5	3	1
Latinas for a new Dawn (LUNA)	5	5	5
LUNA DSM	1	1	
Mainstream Living		1	2
Mid-Iowa Family Therapy Center	17	37	36
Monsoon United Asian Women of Iowa	1	4	1
Mt Hebron Baptist Church		1	
New Life Center			1
Nisaa African Family Services			1
Norwalk Nursing & Rehabilitation	1		
Orchard Place	2	4	6
Other			1
Plymouth Church	1		
Polk County Family Enrichment Center			23
Polk County Family Development & Self Sufficiency	34	28	11
Primary Health Care		2	
Refugee Resettlement (Catholic charities)		1	
Resurrection Church ICIW			1
Salvation Army	1		
Sequel Youth Services		1	
Soaring Hearts			1
St Anne's Church			1
St. Timothy's Church	2	6	5
St Tims (Women at Well)			1
St John's Lutheran Church		1	2
St Vincent de Paul	40	31	16
Trinity United Methodist Church	1	1	
The Family Connection IA			1
Urban Bicycle Food Ministry	4	3	4
Urban Heights Covenant Church	1		
Urbandale Community Action Network		1	
VA Hospital		1	
West Des Moines Schools		1	3
Youth Justice Initiative	1		
Totals	329	283	335