



2019

Year End Review



We support children and families who have escaped domestic violence situations and those suffering from some other form of trauma including natural disaster and criminal assault. We provide donated furniture and household goods as these families begin new, independent, productive lives in safe environments.



2019 Year End Review Executive Summary

2019 was another busy year for the FreeStore as we helped families begin new lives. The FreeStore served 336 families in 2019, an increase of 46 families (16%) over 2018 and an increase of 107 families over 2017, an increase of 47% in just two years.

Of the 336 families served in 2019, 129 were domestic violence clients. In addition, we served 4 clients who were recent releases from Iowa Correctional Institution for Women. In total, we served 939 people in 2019, up from 760 persons in 2018 and up from 662 in 2017. Of those 939 people, 549 were children.

The FreeStore provided about 548,000 pounds of furniture and household goods in 2019, up from 452,000 pounds in 2018 and the value of the 2019 goods we estimate to be worth approximately \$683,000. We served clients in central Iowa with most of them in Polk County.

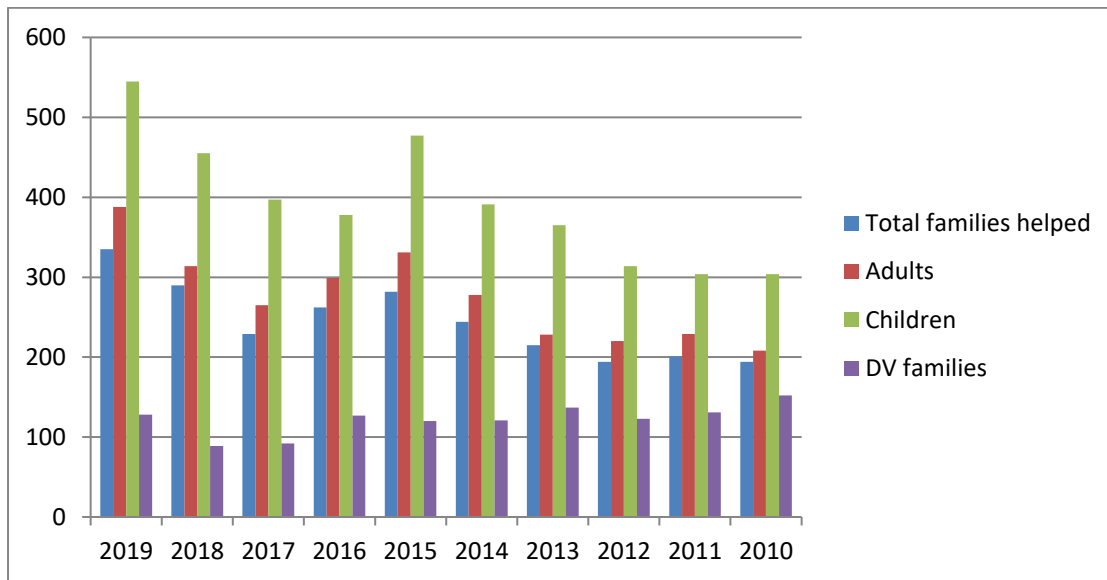
The FreeStore operates with 0 paid employees and around 120 volunteers. Our 2019 actual expenses were around \$96,000. Major expenses were for warehouse rental, truck maintenance, and purchase of items for clients. All but around \$11,000 of our expense was direct client assistance.

Our income for 2019 was over \$102,000. The majority of our income comes from donations from individuals and grants. About \$14,000, or around 13% of income, comes from a small charge for our services to non-domestic violence agencies for services provided.

As we look ahead, 2020 is starting off even busier than past years. The challenges this presents are to secure enough donations of goods and to recruit more volunteers to meet the expanding needs of the Central Iowa community.



10 year View of Client Data



	Total families helped	Adults	Children	DV families
2019	336	390	549	129
2018	290	314	455	89
2017	229	265	397	92
2016	262	299	378	127
2015	282	331	477	120
2014	244	278	391	121
2013	215	228	365	137
2012	194	220	314	123
2011	201	229	304	131
2010	194	208	304	152



Client Data by Family Type

	2015	2016	2017	2018	2019
Families helped	282	262	229	290	336
Adults	331	390	265	314	389
Children	477	378	397	455	549
DV clients*	120	127	92	89	129
ICIW**			6	4	4
Needy clients	133	94	99	146	159
Youth	26	39	31	51	43
Refugee	2	1	0	0	0
Vet	1	1	1	0	1
Estimated value of goods in thousands	\$603	\$530	\$451	\$526	\$683
Total estimated weight of goods	236 tons	212 tons	186 tons	226 tons	274 tons

*The FreeStore served Domestic Violence clients from Assault Care Center Extending Shelter and Support (ACCESS), Children and Families of Iowa – Domestic Violence Services (CFI-DVS), Crises Intervention and Advocacy Center (CIAC), Latinos for a New Dawn (LUNA), Nissa African Family Services and Monsoon United Asian Women in Iowa in 2019.

** Released from Iowa Correctional Institution for Women.



Family Description - 2019

		Requests	Women	Men	Children
Families with Children	68%	228	221	51	549
Single Parent		184	168	17	438
2 or more Adults		42	53	34	110
Other		1	-	-	1
Families with no children	32%	108	76	42	
Single		100	68	31	
2 Adult Families		8	8	11	
Totals		336	297	93	

62% of our clients are single parents with children.



Client Ethnicity

Ethnicity	2017		2018		2019	
	Clients	%	Clients	%	Clients	%
African American	66	29%	114	39%	129	38.4%
Asian	14	6%	3	1%	1	0.3%
Caucasian	102	45%	137	47%	163	48.5%
Hispanic	21	9%	25	9%	27	8.0%
Other/Multi	26	11%	11	4%	16	4.8%
	229		290		336	

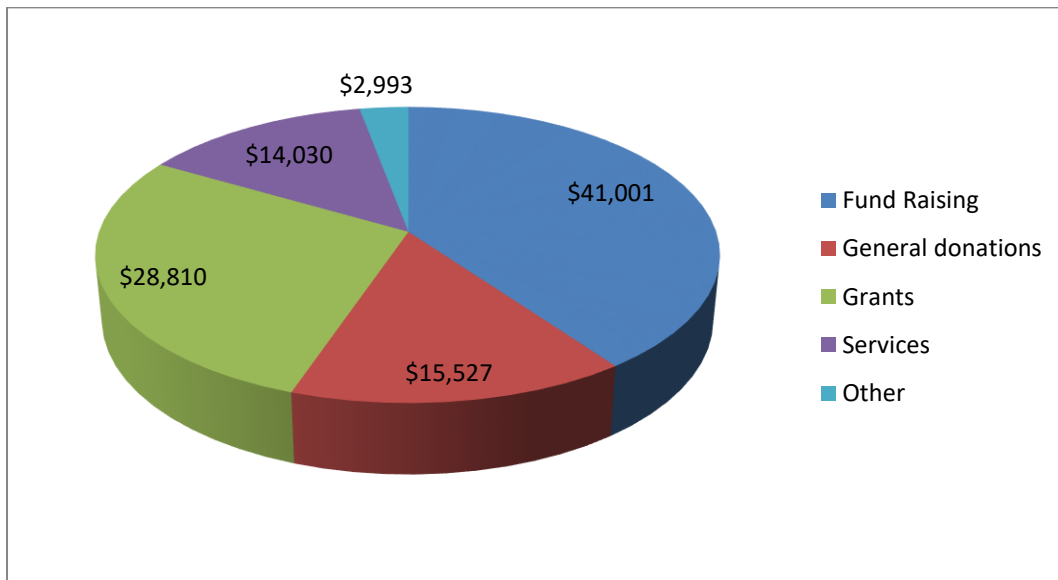
Family Size in 2019

Family Size	Number	Percentage
1	102	30.4%
2	65	19.3%
3	68	20.2%
4	46	13.7%
5	28	8.3%
6	17	5.1%
7	7	2.1%
8	2	0.6%
9	0	0%
10	0	0%
NA	1	0.3%
Total	336	



2019 Cash Revenue

Fund Raising	\$41,001
General donations	\$15,527
Grants	\$28,810
Services	\$14,030
Other	\$2,993
Total	\$102,361

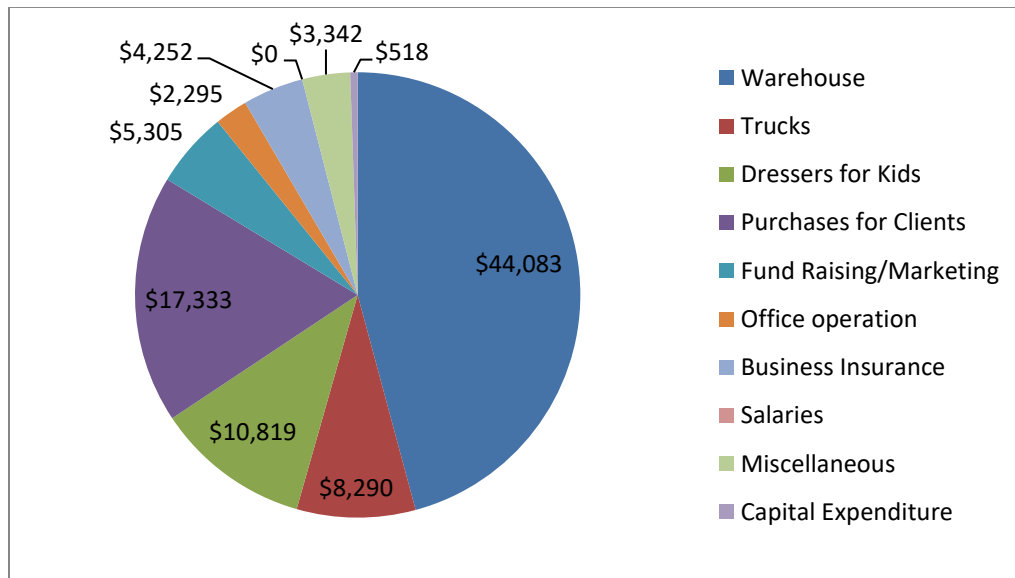


Unaudited results.



2019 Expenses

Warehouse	\$44,083
Trucks	\$8,290
Dressers for Kids	\$10,819
Purchases for Clients	\$17,333
Fund Raising/Marketing	\$5,305
Office operation	\$2,295
Business Insurance	\$4,252
Salaries	\$0
Miscellaneous	\$3,342
Capital Expenditure	\$518
Total	\$96,237



All but \$10,942 of expense goes directly to client assistance.
Unaudited results.



Agency Activity

Agency	2016	2017	2018	2019
Assault Care Center Extending Shelter and Support - ACCESS		19	19	19
ACCESS-Marshalltown	2			
ACCESS-Shelter	1			
Aging Advocates	3		2	
Animal Rescue League - ARL	9	9	16	14
ARL-Newton	1			
Broadlawns Path	7	1		
Bond of Unity			3	8
Children and Families of IA (CFI)		6	13	9
CFI-DVS	95	61	69	77
CFI-DVS Shelter	1	1	1	
Child DevCen		1		
Crisis Intervention and Advocacy Center - CIAC	7	4	3	18
Children and Families Urban Min				1
Christ Apostolic Temple				4
Community Support Advocates		1	8	15
Corinthian Baptist Church				1
Crossroads of Iowa			2	
Dad's With a Purpose				1
Department of Veteran Affairs	1			
Des Moines Public School	1		1	1
Disabled American Veterans		1		
Department of Human Services - DHS	8	9	7	8
DHS/Cen IA Juvenile Detention Cen			1	
DHS – Marshall County				1
Des Moines Area Community College			1	
DowntownDisciples		1		5
East Side Family, Inc			1	
Ethnic Minorities of Burma Advocacy and Resource Center	1			
Eyerly Ball	6	6	7	12

Agency	2016	2017	2018	2019
Fair Meadows Elementary				1
Faith Tabernacle of God				1
Families First Inc				1
FamilyPromise	1			1
First Family Church Bondurant			1	
Garden Gate Ranch				1
GoldenCircle	6			
Grace United Methodis Church			1	
HawthornHill	1			1
Highpark Church		1		
HolyTrinity Parrish Assisted Temporary Care and Housing	2	1		1
Home Opportunities Made Easy - HOME, Inc	2	1	2	1
Iowa Homeless Youth Center - IHYC	38	26	52	45
Immanuel United Methodist Church			1	
Joppa	5	3	1	
Juvenile Court Services				1
Kingdom Connection Outreach				1
Latinas Unidas Por Un Nuervo - LUNA				1
LUNA	5	5	5	11
LUNA DSM	1	1		
LUNA Marshalltown				1
Lutheran Services				1
MainstreamLiving		1	2	
McCombs Middle School				1
MidIowa Family Therapy Clinic - MIFTC	17	37	36	27
Monsoon	1	4	1	1
MtHebronBap		1		1
New Life Center			1	
Nisaa African Family Services			1	2
NorwalkNurs&Rehab	1			
OrchardPlace	2	4	6	5
Other			1	
PlymouthChurch	1			
Polk County DHS				2
Polk County Family Enrichment Center			23	28

Agency	2016	2017	2018	2019
PolkCoFamily Development and Self Sufficiency - FADSS	34	28	11	5
PrimaryHealthCare		2		
Refugee Rest		1		
Resurrection Lutheran Church - Iowa Correctional Institute for Women			1	
Roosevelt High School				1
Royal View				2
SalvationArmy	1			
Sequel		1		
Soaring Hearts			1	
St Annes			1	
St.Timothy's	2	6	5	3
St Timothys (Women at Well)			1	4
St John Lutheran		1	2	1
St Vincent de Paul	40	31	16	40
Trinity United Methodist	1	1		
The Family Connection IA			1	
UrbanBicycle Food Ministry	4	3	4	5
Urban Heights Covenant Church	1			
Urbandale CAT		1		
VA Hospital		1		1
WDMSchool		1	3	6
WDM Human Services				1
Willard Elementary				1
Windsor United Methodist				1
Woodland Hills Elementary				1
YouthJusticeInitiative	1			
Totals	329	283	335	402