



**2020**

**Year End Review**



*We support children and families who have escaped domestic violence situations and those suffering from some other form of trauma including natural disaster and criminal assault. We provide donated furniture and household goods as these families begin new, independent, productive lives in safe environments.*



## 2020 Year End Review Executive Summary

Wow! What a year we have all had! The pandemic impacted all of us in ways we didn't imagine a year ago. And yet, through it all we feel we have remained true to our mission; even if we did have to change the way we operate. The number of clients we served in 2020 decreased. Some of this was because we shut down for a number of weeks in the spring, but we also know that many of our referring agencies also shut down and many of the reporting entities like schools or social agencies were either restricted from seeing clients or were also shut down. We know needs of the people we serve didn't decrease and we suspect actually increased.

In 2020, despite all of this we still served 225 families, including 324 children. We served 93 domestic violence families. The FreeStore provided about 368,000 pounds of furniture and household good which we estimate to be worth approximately \$468,000. We served clients in central Iowa with most of them in Polk County.

The FreeStore operates with 0 paid employees and around 120 volunteers. Our 2020 actual expenses were around \$108,000. Major expenses were for warehouse rent, truck maintenance, purchase of items for clients and a new truck!!

All but around \$10,000 of our expense was direct client assistance.

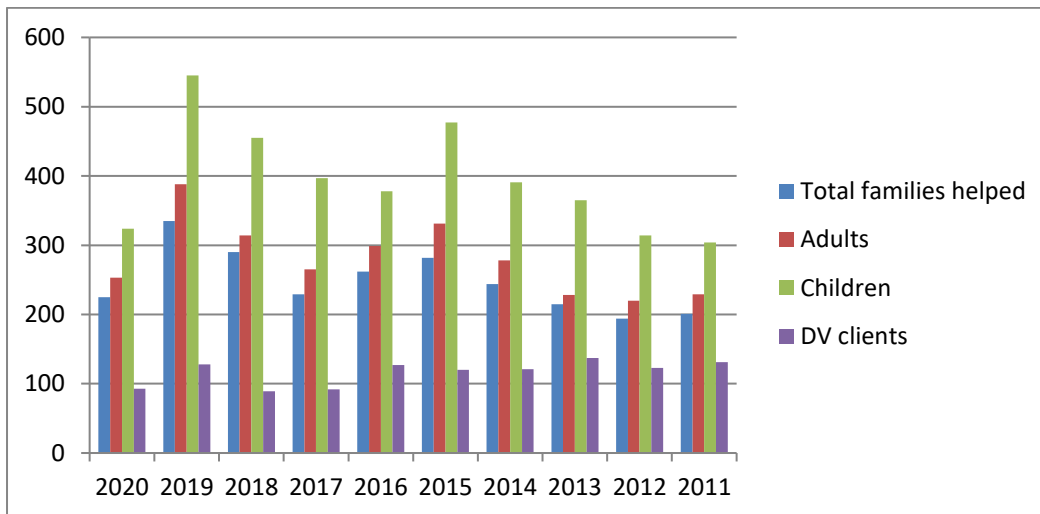
Our income for 2020 was over \$122,000. The majority of our income comes from donations from individuals and grants. But a special thanks goes to the BWA Foundation and to Dick Bray for helping fund our new truck. About \$8,000, or around 7% of income, comes from a small charge for our services to non-domestic violence agencies for services provided.

As we look ahead, 2021 is starting off very busy as we are seeing a higher than usual number of clients. The challenges this presents are to secure enough donations of goods and to recruit more volunteers to meet the expanding needs of the Central Iowa community.

Come join us!



## 10 year View of Client Data



	Total families helped	Adults	Children	DV families
2020	225	253	324	93
2019	336	390	549	129
2018	290	314	455	89
2017	229	265	397	92
2016	262	299	378	127
2015	282	331	477	120
2014	244	278	391	121
2013	215	228	365	137
2012	194	220	314	123
2011	201	229	304	131



### Client Data by Family Type

	2020*	2019	2018	2017	2016
Families helped	225	336	290	229	262
Adults	253	389	314	265	390
Children	324	549	455	397	378
DV clients**	93	129	89	92	127
ICIW***	3	4	4	6	
Needy clients	86	159	146	99	94
Youth	31	43	51	31	39
Refugee	0	0	0	0	1
Vet	12	1	0	1	1
Estimated value of goods in thousands	\$468	\$683	\$526	\$451	\$530
Total estimated weight of goods	184 tons	274 tons	226 tons	186 tons	212 tons

\* The Covid Pandemic impacted operations in 2020.

\*\*The FreeStore served Domestic Violence clients from Assault Care Center Extending Shelter and Support (ACCESS), Children and Families of Iowa – Domestic Violence Services (CFI-DVS), Crises Intervention and Advocacy Center (CIAC), Latinos for a New Dawn (LUNA), Nissa African Family Services and Monsoon United Asian Women in Iowa in 2020.

\*\*\* Released from Iowa Correctional Institution for Women.



## Family Description - 2020

	Requests	Women	Men	Children
<b>Families with Children</b>	<b>135</b>	<b>132</b>	<b>23</b>	<b>322</b>
<b>Single Parent</b>	115	109	6	277
<b>2 or more Adults</b>	19	23	3	44
Other	1	0	0	1
<b>Families with no children</b>	<b>90</b>	<b>65</b>	<b>33</b>	
<b>Totals</b>	<b>225</b>	<b>197</b>	<b>56</b>	<b>322</b>

52% of our clients are single parents with children.

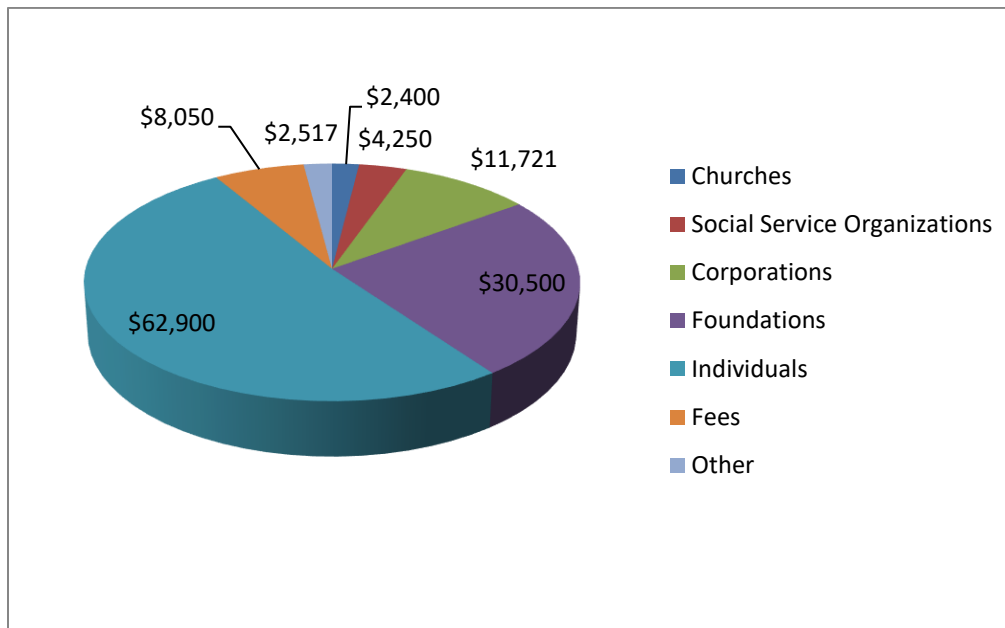
## Client Ethnicity

Ethnicity	2020*		2019		2018		2017	
	Clients	%	Clients	%	Clients	%	Clients	%
African American	82	36%	129	38.4%	114	39%	66	29%
Asian	6	3%	1	0.3%	3	1%	14	6%
Caucasian	105	47%	163	48.5%	137	47%	102	45%
Hispanic	25	11%	27	8.0%	25	9%	21	9%
Other/Multi	7	3%	16	4.8%	11	4%	26	11%
	225		336		290		229	

\* Covid pandemic

## 2020 Cash Revenue

Churches	\$2,400
Social Service Organizations	\$4,250
Corporations	\$11,721
Foundations	\$30,500
Individuals	\$62,900
Fees	\$8,050
Other	\$2,517
Total	\$122,338

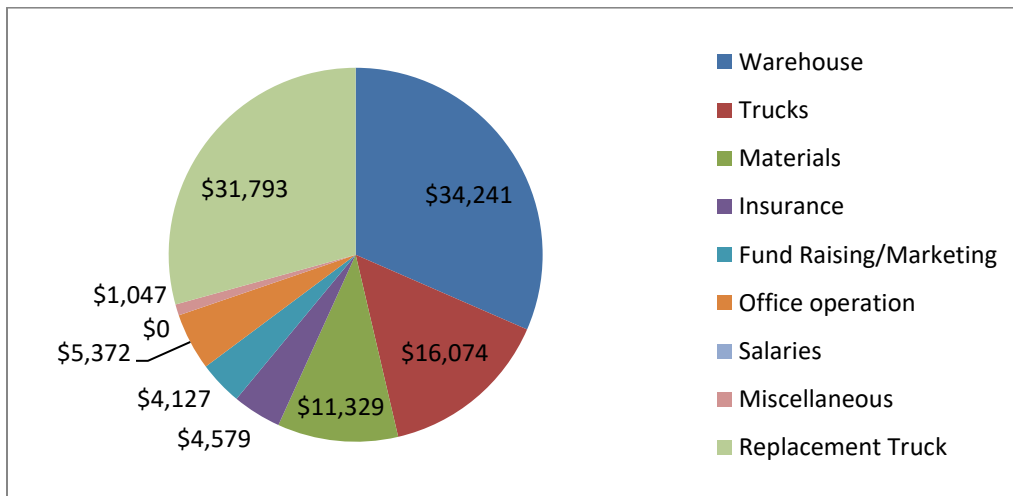


Unaudited results.



## 2020 Expenses

Warehouse	\$34,241
Trucks	\$16,074
Materials	\$11,329
Insurance	\$4,579
Fund Raising/Marketing	\$4,127
Office operation	\$5,372
Salaries	\$0
Miscellaneous	\$1,047
Replacement Truck	\$31,793
<b>Total</b>	<b>\$108,562</b>



All but \$10,546 of expense goes directly to client assistance.

Unaudited results.





## Agency Activity

Agency	2016	2017	2018	2019	2020
Assault Care Center Extending Shelter and Support - ACCESS	19	19	19	19	22
ACCESS - Boone County					1
ACCESS-Marshalltown	2				
ACCESS-Shelter	1				
Aging Advocates	3		2		
A Heinz Pet Rescue				5	1
Animal Rescue League - ARL	9	9	16	14	6
ARL-Newton	1				
Broadlawns Path	7	1			
Bond of Unity			3	8	1
Central Furniture Rescue					1
CFI		6	13	9	12
CFI-DVS	95	61	69	77	58
CFI-DVS Shelter	1	1	1		1
Child Development Center		1			
Crisis Intervention and Advocacy Center - CIAC	7	4	3	18	7
Children and Families Urban Min				1	
Christ Apostolic Temple				4	3
Community Support Advocates		1	8	15	6
Corinthian Baptist Church				1	
Crossroads of Iowa			2		
Dad's With a Purpose				1	
Des Moines Dream Center					2
Des Moines Public School	1		1	1	3
Disabled American Veterans		1			
Department of Human Services - DHS	8	9	7	8	3
DHS/Central IA Juvenile Detention Center			1		
DHS – Marshall County				1	
Des Moines Area Community College			1		
Downtown Disciples Church		1		5	1
Easter Seals					4

<b>Agency</b>	<b>2016</b>	<b>2017</b>	<b>2018</b>	<b>2019</b>	<b>2020</b>
East Side Family, Inc			1		
Ethnic Minorities of Burma Advocacy and Resource Center	1				
Eyerly Ball	6	6	7	12	6
Fair Meadows Elementary				1	
FACT Program					1
Faith Tabernacle of God				1	
Families First Inc				1	
Family Crises Center - Ottumwa					1
Family Promise	1			1	
First Family Church Bondurant			1		
Garden Gate Ranch				1	
Golden Circle	6				
Grace United Methodist Church			1		
Hawthorn Hill	1			1	
Highpark Church		1			
Holy Trinity Parrish Assisted Temporary Care and Housing	2	1		1	
Home Opportunities Made Easy - HOME, Inc	2	1	2	1	
Iowa Homeless Youth Center - IHYC	38	26	52	45	31
Immanuel United Methodist Church			1		
Insaneo Blaineo Foundation					1
Joppa	5	3	1		2
Juvenile Court Services				1	
Kingdom Connection Outreach				1	
LUNA	5	5	5	12	9
LUNA DSM	1	1			
LUNA Marshalltown				1	
Lutheran Services				1	1
Madison Elementary					1
Mainstream Living		1	2		3
McCombs Middle School				1	
MidIowa Family Therapy Clinic - MIFTC	17	37	36	27	15
Monsoon	1	4	1	1	1
Mt Hebron Baptist		1		1	1
New Life Center			1		
Nisaa African Family Services			1	2	2
Norwalk Nursing & Rehab	1				
Optimae Life					1

<b>Agency</b>	<b>2016</b>	<b>2017</b>	<b>2018</b>	<b>2019</b>	<b>2020</b>
Orchard Place	2	4	6	5	6
Other			1		
Plymouth Church	1				
Polk County DHS				2	1
Polk County Family Enrichment Center			23	28	7
Polk Co Family Development and Self Sufficiency - FADSS	34	28	11	5	
Primary Health Care		2			
Refugee Rest		1			
Resurrection Lutheran Church - Iowa Correctional Institute for Women			1		
Roosevelt High School				1	
Royal View				2	1
Salvation Army	1				
Sequel		1			
Soaring Hearts			1		
St Annes			1		
St.Timothy's	2	6	5	3	1
St Timothys (Women at Well)			1	4	3
St John Lutheran		1	2	1	3
St Vincent de Paul	40	31	16	40	18
SWERVE Outreach					1
Trinity United Methodist	1	1			
The Family Connection IA			1		
United Way of Central Iowa					1
Unity Church					1
Urban Bicycle Food Ministry	4	3	4	5	2
Urban Heights Covenant Church	1				
Urbandale CAT		1			
VA Central Iowa					11
VA Hospital		1		1	
Veterans Affairs	1				1
Veterans Outreach					1
WDM School		1	3	6	2
WDM Human Services				1	
Willard Elementary				1	
Windsor United Methodist				1	
Woodland Hills Elementary				1	
Youth Justice Initiative	1				

